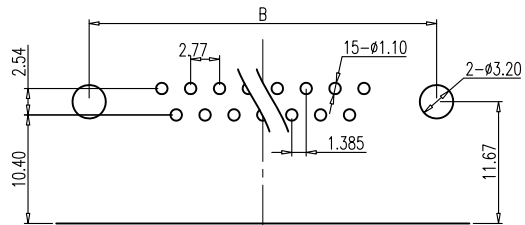
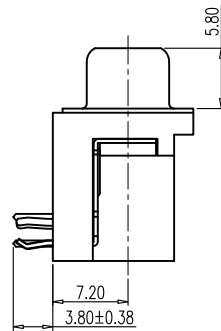
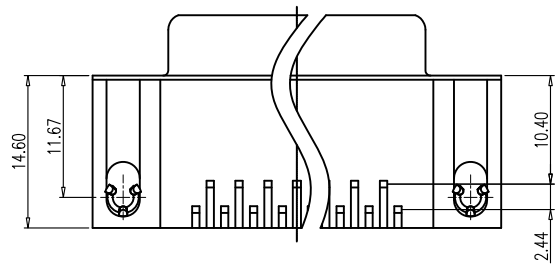
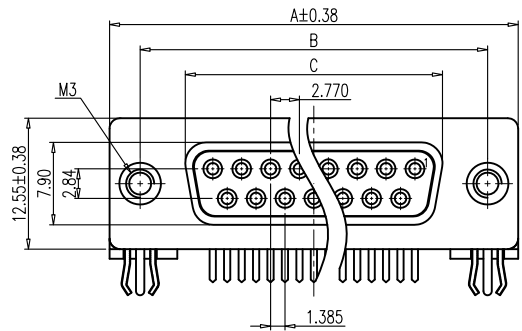


This document is the property of Amphenol Corporation and is delivered on the express condition that it is not to be disclosed, reproduced or used, in whole or in part, for manufacture or sale by anyone other than Amphenol Corporation without its prior consent, & that no right is granted to disclose or to use any information in this document.

Customer drawing



P.C.B EDGE
RECOMMENDED P.C.B LAYOUT
TOLERANCE ±0.05

DIM.S	SHELL	A	B	C
09		30.81	24.99	16.33
15		39.19	33.32	24.66
25		53.04	47.04	38.38
37		69.32	63.50	54.84



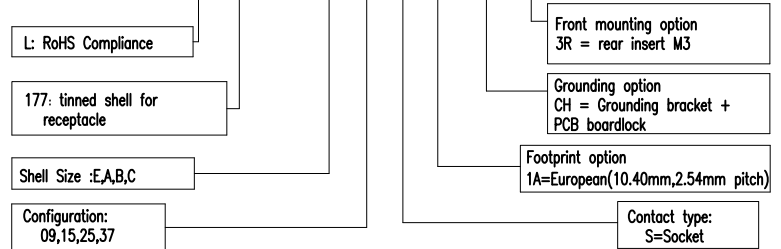
REVISIONS				
SYM	ECN	DESCRIPTION	DATE	APPROVED
1	HK--	First Release Drawing	12/06/13	IP

D-SUB TECHNICAL DATA

SHELL : SPCC, 80u" min nickel over 50u" copper
 BODY : PBT, UL 94V-0, Color:Black.
 CONTACTS : Copper Alloy
 15u" Gold over 50u" min nickel on mating area.
 100u" min tin over 50u" min nickel on solder area.
 BOARDLOCK: Copper Alloy, Tin plated.
 RIVET : Copper Alloy, Nickel plated.
 ELECTRICAL : Voltage rating 250 V Rms
 Current rating 3A.
 Withstanding Voltage >1000 V Rms
 Insulation resistance >1000 M Ohms
 Contact resistance 25 mOhms max.
 MARKING : Amphenol...(Series No.)
 Commercial reference
 Manufacturing date

PRODUCT CODE

L 177 SD X XX S 1A CH 3R



UNLESS OTHERWISE SPECIFIED TOLERANCES		APPROVAL		DATE
U.S.	METRIC	DRAWN	FILED	12/06/13
.X +/-	0.50			
.XX +/-	0.30			
.XXX +/-	0.20			
FRACTIONS +/-				
ANGLES +/-	5°			
FOR MATERIALS AND FINISHES SEE NOTES		DRAWING FILE :		
REMOVE SHARP EDGES		ANGLE OF PROJECTION		
DIMENSIONS		U.S. INCHES		
METRIC MM		MM		

Amphenol		Amphenol East Asia Limited	
TITLE			
Stamped and formed contact, SD series			
SIZE	DRAWING NO.	REV.	
A4	C L177SDXXXS1ACH3R	1	
SCALE	NONE	SHEET 1 OF 1	